

# CountryLink



## North Western timetable

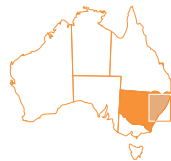
Train and coach services

Includes Armidale, Broadmeadow,  
Gunnedah, Moree, Narrabri and Tamworth.



Phone 13 22 32 for further information

Effective 23 October 2011



Transport  
CountryLink

## CountryLink North Western train and coach stop locations

Place	Location	Page	Place	Location	Page
Aberdeen	Railway Station	8-11	Llangothlin	Adjacent to Service Station, New England Hwy	8,9
<b>Armidale</b>	Railway Station	8,9	Maitland	Railway Station	8-11
Attunga	Fitzsimmons Store, Manilla Rd	8,9	Manilla (Northbound)	Adjacent to Rotary Park, Manilla St	8
Barraba	Cnr Queen & Alice Sts	8,9	Manilla (Southbound)	Rotary Park, Court St	9
Bellata	Railway Station	10,11	Moree Town	Bus shelter, in front of Balo Square (Coles) Carpark, Auburn St	10-12
Bingara (Northbound)	Bus Shelter, cnr Cunningham & Maitland Sts	8	<b>Moree</b>	Railway Station, Gosport St	12
Bingara (Southbound)	Outside H Fay's Shop, Maitland St	9	Mt Russell turnoff	Gwydir Hwy	12
Biniguy	Bus Zone, Gwydir Hwy	12	Murrurundi	Railway Station	8-11
Boggabri	Railway Station	10,11	Muswellbrook	Railway Station	8-11
Bolivia	Adjacent Mt Spriabo Rd turnoff, New England Hwy	8,9	<b>Narrabri</b>	Railway Station	10,11
<b>Broadmeadow</b>	Railway Station	8-11	Quirindi	Railway Station	8-11
Bundarra (Northbound)	Existing bus stop, opposite Court House	8,9	Scone	Railway Station	8-11
Bundarra (Southbound)	Infront of Court House	8,9	Singleton	Railway Station	8-11
Burren Junction	Collins Store, Waterloo St	10,11	Strathfield	Railway Station, Albert St	8-11
Cobbadah	Narrabri Rd turnoff	8,9	<b>Sydney (Central)</b>	Central Station, Haymarket	8-11
Deepwater	Bus Shelter, cnr Bourke St & New England Hwy	8,9	<b>Tamworth</b>	Coach/Rail Interchange, Railway Station, Marius St	8,9
Delungra	Cnr Warialda Rd & Gunee St	8,9,12	Tenterfield	Bus zone, adjacent to HACC building, Manners St	8,9
Dundee	New England Hwy	8,9	Tingha	Outside Police station, Opal St	8,9
Fassifern	Railway Station	8-11	Upper Manilla	General Store, Manilla - Barraba Rd	8,9
Gibraltar Range	Visitor Information Centre, Gwydir Hwy	12	Uralla	Railway Station	8,9
Gilgai (Northbound)	Cnr Hall & Marsh Sts (opposite old pub)	8,9	Walcha	McHatten Park, Oxley Hwy	8,9
Gilgai (Southbound)	Cnr Hall & Marsh Sts (outside old pub)	8,9	<b>Walcha Road</b>	Railway Station	8,9
Glen Innes	Visitors/Coach Centre, New England Hwy	8,9,12	Warialda	Tourist Information Centre, Cnr Geddes & Holden Sts	8,9,12
Glencoe	Red Lion Inn, New England Hwy	8,9	Warialda Rail	Bus Bay, eastern side of Bingara Rd	8,9
Gosford	Railway Station	8-11	Wee Waa (Setdown)	CWA Hall, Rose St	10,11
<b>Grafton</b>	Railway Station, South Grafton	12	Wee Waa (Pickup)	Price & Miller Store, Rose St	10,11
Gunnedah	Railway Station	10,11	Werris Creek	Railway Station	8-11
Guyra	Adjacent to Post Office Park, Bradley St	8,9	Willow Tree	Railway Station	8-11
Hornsby	Railway Station	8-11	Wyong	Railway Station	8-11
Inverell	Tourist Information Centre, Campbell St	8,9,12	Yarrowyck	Turnoff to Armidale	8,9
Jackadgery	Mann River Caravan Park Store, Gwydir Hwy	12			
Kootingal	Railway Station	8,9			

## Introduction

CountryLink operates train and coach services to country regions of New South Wales, as well as to Canberra, Brisbane and Melbourne.

## Timetable and fare information

Reservations, timetable and fare information and departure and arrival times are available by phoning our CountryLink Reservations Sales Centre on 13 22 32 between 6.30am and 10.00pm from anywhere in Australia. Customers should check service details when making a booking. For inquiries in regard to CityRail services please call 131 500.



## Easier booking

For many customers the travel experience begins at one of our CountryLink travel centres. As well as offering faster rail reservations throughout Australia, they provide a comprehensive travel service, arranging accommodation, travel insurance and connecting coach and air services.

Reservations are essential and can be made online at [www.countrylink.info](http://www.countrylink.info), by visiting a CountryLink travel centre, CountryLink accredited travel agent, selected rail stations or by phoning CountryLink Reservations Sales Centre on 13 22 32.

By using your credit card you can pay for your ticket over the phone. We accept MasterCard, Amex, Diners, JCB and Visa. Simply call CountryLink Reservations Sales Centre a minimum of three working days prior to travel, to allow time for processing and postage of your ticket.

All of these cards are accepted at CountryLink travel centres and selected railway stations. Payment by cheque may be made, but is subject to certain conditions. Staff at your CountryLink travel centre will explain the details to you.

You can phone and make a tentative booking, which we will hold to allow you time to pick up and pay for your ticket. If the ticket is not collected by the nominated time, your reservation is automatically cancelled. Be sure to give us a contact telephone number when you make your reservation.

## Concession cards

Passengers must be in possession of an appropriate travel concession card when travelling. Passengers are required to produce travel concession cards upon request.

## Luggage

Passenger luggage consists of three (3) items from the following combinations.

### (Hand luggage)

In addition to one (1) item of hand luggage, not exceeding 5kg weight and the total measurement must not exceed 30cm high, 50cm long and 30cm wide, passengers may choose to either:

### Check in (checked luggage)

Two (2) items not less than 5kg and not exceeding 20kg per item in weight, with the total measurement not exceeding 60cm high, 70cm long and 50cm wide, into the luggage compartment. Space is limited.

Candy stripe bags will only be accepted if they are of medium size, contain clothing or soft items and do not exceed 15kgs.

### Carry on (unchecked luggage)

Two (2) items not exceeding 20kg per item in weight with the total measurement not exceeding 60cm high, 70cm long and 50cm wide, onto the train. Carry on luggage may be stored in the luggage racks provided or at the end of each carriage.

Baby strollers/prams/capsules, collapsible wheelchairs and golf clubs are classed as CARRY ON luggage and can be stored behind the seats at the end of each carriage. Space is limited.

On CountryLink coach services all luggage, irrespective of size, must be stored beneath the coach in the luggage compartment.

If booking luggage on a CountryLink service, you must do so at least 30 minutes prior to the departure time shown on your ticket, as space for booked luggage is limited. Luggage may be booked from most major stations.

Private travel insurance is recommended.

## Bicycles, Surfboards, Snowboards and Snow Skis

A reservation for bicycles, surfboards, snowboards and snow skis with poles is compulsory and must be made when booking your passengers journey. Bicycles must be checked in one (1) hour prior to service departure. Space is limited and fees apply.

Bicycles must be boxed in an approved recognised bicycle container. Surfboards, snowboards and snow skis must be in a protective bag supplied by the customer and can not be more than 2.0m in length (including protective bag). Only one surfboard, snowboard or set of snow skis with poles per protective bag will be accepted. For more information contact CountryLink on 13 22 32

## Medication

Medication of any type must be carried in your hand luggage.

## Seats

Our seats are ergonomically designed with footrests, drop-down table and armrests which fold up to give you even more room (trains only).

## Meals and beverages on board

Food and beverages are available for purchase on all train services. A take-away buffet service supplies an assortment of refreshments, light snacks, hot and cold meals and magazines. The buffet is open throughout the journey and announcements will be made regarding meal times. For those 18 years and over, we supply a range of alcoholic beverages. CountryLink staff are trained in Responsible Service of Alcohol. You may only consume alcohol that has been purchased from the buffet on our trains.

## Disabled access and travel

CountryLink train and coach services have been specifically designed to accommodate mobility devices subject to the following dimensions and manoeuvrability. **CountryLink trains** – The overall width of a wheelchair, collapsible wheelchair, motorised wheelchair or motorised scooter can not exceed 70cm and the overall length can not be greater than 130cm and must be able to manoeuvre a 180° turn in an area 154cm long by 207cm wide. **CountryLink coaches** – The overall width of a wheelchair, collapsible wheelchair, motorised wheelchair or motorised scooter can not exceed 80cm and the overall length can not be greater than 130cm. Mobility aids need to be able to accept and travel with anchoring devices fitted. The total weight of a mobility device and its user can not exceed 300kg on both train and coach services. One carriage on each train service provides accessible toilet facilities, access ramp and easy seating. Please ask for details when booking. Passengers requiring constant assistance on their journey, for example lifting in and out of the seat, use of toilet facilities or administration of medications, will need to travel with their attendant or carer. Further clarification can be obtained at time of booking or by calling 13 22 32.

## Smoking

Smoking is not permitted on board any CountryLink service. All services are fitted with smoke detectors throughout. As stops at stations are short, please don't light up.

## Connections









CountryLink cannot guarantee connections where the time between its services is less than one (1) hour. CountryLink is unable to guarantee connections with services operated by other carriers including Great Southern Railways, VLine, Queensland Rail, domestic or international airlines, cruise/shipping companies and/or CityRail services with the exception of those marked as a connection in the CountryLink timetable. CountryLink does not take any responsibility for alterations to the timetables of other transport operators.

## If things go wrong

We are committed to providing you with the best possible travel service. However, if things do go wrong on your trip, please tell our on board attendants who will try to rectify the problem on the spot.

Alternatively, you can forward any comments or suggestions to:  
Manager Customer and Government Relations  
PO Box K349 HAYMARKET NSW 1238 Tel: 131 500

## Symbols

- a** Stops to pick up and set down passengers only when required.
- b** Stops to set down passengers only when required.
- c** Stops to pick up passengers only when required.
- d** Stops to set down passengers only.
- u** Stops to pick up passengers only.
- #** Daylight Saving NSW. During this time services will arrive or depart Queensland locations one (1) hour earlier than shown (QLD time).
-  Refreshment break – duration usually half (½) hour, CountryLink reserves the right to alter this when required.
-  Shows train/coach connection.
-  **09:00** CountryLink train services.
-  **09:00** CityRail train services – unreserved tickets to be purchased on day of travel from CountryLink booking office.
-  **09:00** Local travel under 40kms not permitted where times are shown in this colour, except where there is no other local coach operator on that route. Further clarification can be obtained by calling 13 22 32.
-  **09:00** CountryLink coach services.
-  CountryLink coach service.
-  CountryLink or CityRail train service.

## Booking restrictions

Seats are open for reservations as follows:

### Sydney (Central) – Armidale/Moree – Sydney (Central) Xplorer

All journeys between Sydney, Broadmeadow and Maitland 7 days prior to travel

All journeys between Sydney, Singleton, Muswellbrook, Aberdeen and Scone 30 days prior to travel

All other train and coach journeys 325 days prior to travel

**Total restrictions exist on all journeys between Sydney, Strathfield, Hornsby, Gosford, Wyong and Fassifern**

# CountryLink North Western train and coach network



© RailCorp June 2011  
Map not to scale



## Services and facilities

### CountryLink train services

North Western train service

### CountryLink coach services

North Western coach services

All CountryLink coach services are wheelchair accessible (with 48 hours' notice to CountryLink)

### Interchanges and station facilities

- Interchange between CountryLink services
- Car park at station
- Stations with wheelchair access
- Assisted access (May be accessible with help from a friend or carer. Please check prior to travel.)

## CountryLink bookings

- Visit [www.countrylink.info](http://www.countrylink.info)
- Phone 13 22 32
- Or contact your nearest CountryLink travel centre or licensed travel agent.








## Sydney (Central) – Tamworth – Walcha Road – Walcha – Armidale – Tenterfield – Inverell

Operator	Armidale XPLORES	CountryLink Coach	CountryLink Coach	CountryLink Coach	Walcha Taxis
Days of Operation	Daily	Daily except Tues	Tues	Daily	Daily
<b>Service No.</b>	<b>223</b>	<b>311</b>	<b>337</b>	<b>327</b>	<b>813</b>
<b>Sydney (Central)</b>	10:05				
Strathfield	u 10:16				
Hornsby	u 10:38				
Gosford	u 11:19				
Wyong	u 11:35				
Fassifern	u 12:05				
<b>Broadmeadow</b>	12:24				
Maitland	12:47				
Singleton	13:16				
Muswellbrook	13:52				
Aberdeen	a 14:03				
Scone	14:14				
Murrurundi	a 14:40				
Willow Tree	a 15:02				
Quirindi	15:14				
Werris Creek	15:34				
<b>Tamworth arr</b>	16:15				
<b>Connection</b>	...				
<b>Tamworth dep</b>	...	16:30			
Kootingal	16:36	...			
<b>Walcha Road arr</b>	17:23	...			
<b>Connection</b>	...				
<b>Walcha Road dep</b>	...			17:28	
Walcha	...			17:48	
Uralla	17:50	...			
<b>Armidale arr</b>	18:12	...			
<b>Connection</b>	...				
<b>Armidale dep</b>	...		18:20	18:20	
Yarrowyck	...		18:46	...	
Bundarra	...		19:18	...	
Tingha	...		19:45	...	
Gilgai	...		19:57	...	
Guyra	...		...	18:45	
Llangothlin	...		...	18:56	
Glencoe	...		...	19:16	
Glen Innes	...		...	19:36	
Dundee	...		...	19:56	
Deepwater	...		...	20:11	
Bolivia	...		...	20:31	
Tenterfield	...		...	20:51	
Attunga	16:47	...			
Manilla	17:07	...			
Upper Manilla	17:20	...			
Barraba	17:43	...			
Cobbadah	17:55	...			
Bingara	18:28	...			
Warialda Rail	18:54	...			
Warialda	19:02	...			
Delungra	19:24	...			
Inverell	19:50	20:07			






## Inverell – Tenterfield – Armidale – Walcha – Walcha Road – Tamworth – Sydney (Central)

Operator	CountryLink Coach	Walcha Taxis	CountryLink Coach	CountryLink Coach	Armidale XPLORES
Days of Operation	Daily	Daily	Daily except Tues	Tue	Daily
<b>Service No.</b>	<b>328</b>	<b>814</b>	<b>312</b>	<b>338</b>	<b>224</b>
Inverell			06:55	06:40	
Delungra			07:18	...	
Warialda			07:45	...	
Warialda Rail			07:53	...	
Bingara			08:23	...	
Cobbadah			08:53	...	
Barraba			09:13	...	
Upper Manilla			09:36	...	
Manilla			09:51	...	
Attunga			10:11	...	
Tenterfield	06:00		...	...	
Bolivia	06:20		...	...	
Deepwater	06:40		...	...	
Dundee	06:50		...	...	
Glen Innes	07:20		...	...	
Glencoe	07:35		...	...	
Llangothlin	07:55		...	...	
Guyra	08:11		...	...	
Gilgai	...		...	06:55	
Tingha	...		...	07:10	
Bundarra	...		...	07:40	
Yarrowyck	...		...	08:13	
<b>Armidale arr</b>	08:40		...	08:39	
<b>Connection</b>	...		...	...	
<b>Armidale dep</b>	...		...	...	09:00
Uralla	...		...	...	09:16
Walcha	...	09:10	...	...	...
<b>Walcha Road arr</b>	...	09:35	...	...	...
<b>Connection</b>	...		...	...	...
<b>Walcha Road dep</b>	...		...	...	09:43
Kootingal	...		...	...	10:29
<b>Tamworth arr</b>	...		10:31	...	...
<b>Connection</b>	...		...	...	...
<b>Tamworth dep</b>	...		...	...	10:48
Werris Creek	...		...	...	11:29
Quirindi	...		...	...	11:53
Willow Tree	...		...	...	a 12:03
Murrurundi	...		...	...	a 12:26
Scone	...		...	...	12:50
Aberdeen	...		...	...	a 12:59
Muswellbrook	...		...	...	13:08
Singleton	...		...	...	13:44
Maitland	...		...	...	14:13
<b>Broadmeadow</b>	...		...	...	14:36
Fassifern	...		...	...	d 14:56
Wyong	...		...	...	d 15:26
Gosford	...		...	...	d 15:40
Hornsby	...		...	...	d 16:23
Strathfield	...		...	...	d 16:45
<b>Sydney (Central)</b>	...		...	...	17:00

## Sydney (Central) – Narrabri – Wee Waa – Burren Junction – Moree

Operator	CountryLink Coach 	CountryLink Coach 	Moree XPLORES 	CountryLink Coach 	CountryLink Coach 
Days of Operation	Fri	Mon	Daily	Mon	Fri
Service No.	329	331	243	333	335
<b>Sydney (Central)</b>			10:05		
Strathfield			u 10:16		
Hornsby			u 10:38		
Gosford			u 11:19		
Wyong			u 11:35		
Fassifern			u 12:05		
<b>Broadmeadow</b>			12:24		
Maitland			12:47		
Singleton			13:16		
Muswellbrook			13:52		
Aberdeen			a 14:03		
Scone			14:14		
Murrurundi			a 14:40		
Willow Tree			a 15:02		
Quirindi			15:14		
Werris Creek			15:34		
Gunnedah			16:22		
Boggabri			16:47		
<b>Narrabri arr</b>			17:29		
<b>Connection</b>			...		
<b>Narrabri dep</b>	06:30	07:50	...	17:40	17:40
Wee Waa	07:00	08:20	...	18:15	18:15
Burren Junction	07:40		...		18:50
Bellata			a 18:00		
Moree			18:40		

## Moree – Burren Junction – Wee Waa – Narrabri – Sydney (Central)

Operator	CountryLink Coach 	CountryLink Coach 	Moree XPLORES 	CountryLink Coach 	CountryLink Coach 
Days of Operation	Mon	Fri	Daily	Mon	Fri
Service No.	332	330	244	334	336
Moree			08:25		
Bellata			a 08:56		
Burren Junction		07:50	...		18:50
Wee Waa	08:30	08:30	...	18:15	19:20
<b>Narrabri arr</b>	09:05	09:05	...	18:40	19:50
<b>Connection</b>			...		
<b>Narrabri dep</b>			09:30		
Boggabri			10:07		
Gunnedah			10:34		
Werris Creek			11:25		
Quirindi			11:53		
Willow Tree			a 12:03		
Murrurundi			a 12:26		
Scone			12:50		
Aberdeen			a 12:59		
Muswellbrook			13:08		
Singleton			13:44		
Maitland			14:13		
<b>Broadmeadow</b>			14:36		
Fassifern			d 14:56		
Wyong			d 15:26		
Gosford			d 15:40		
Hornsby			d 16:23		
Strathfield			d 16:45		
<b>Sydney (Central)</b>			17:00		

## Grafton – Glen Innes – Inverell – Moree

Operator

CountryLink  
Coach



Days of Operation	Tue/Thu/Sat
<b>Service No.</b>	<b>141</b>
<b>Grafton</b>	11:45
Jackadgery	12:20
Gibraltar Range	13:00
Glen Innes	13:50
Inverell <i>arr</i>	14:40
Inverell <i>dep</i>	15:10
Mt Russell turnoff	15:25
Delungra	15:35
Warialda	15:55
Gravesend	16:15
Biniguy	16:25
<b>Moree</b>	16:55
Moree Town	17:00

## Moree – Inverell – Glen Innes – Grafton

Operator

CountryLink  
Coach



Days of Operation	Mon/Wed/Fri
<b>Service No.</b>	<b>142</b>
Moree Town	11:15
<b>Moree</b>	11:20
Biniguy	11:53
Gravesend	12:03
Warialda	12:25
Delungra	12:46
Mt Russell turnoff	12:56
Inverell <i>arr</i>	13:10
Inverell <i>dep</i>	13:40
Glen Innes	14:36
Gibraltar Range	15:26
Jackadgery	16:05
<b>Grafton</b>	16:40

## CountryLink travel centres and booking offices

### ALBURY

Railway Station  
Railway Parade  
Albury NSW 2640  
Tel 13 22 32

### BLAYNEY

Railway Station  
Railway Lane  
Blayney NSW 2799  
Tel 13 22 32

### BYRON BAY

Railway Station  
Jonson Street  
Byron Bay NSW 2481  
Tel 13 22 32

### COFFS HARBOUR

Railway Station  
1 Angus Place  
Coffs Harbour NSW 2450  
Tel 13 22 32

### GOULBURN

Railway Station  
Sloane Street  
Goulburn NSW 2580  
Tel 13 22 32

### GUNNEDAH

Railway Station  
Railway Avenue  
Gunnedah NSW 2380  
Tel 13 22 32

### LISMORE

Railway Station  
Union Street  
Lismore NSW 2480  
Tel 13 22 32

### NAMBUCCA HEADS

Railway Station  
Railway Road  
Nambucca Heads NSW 2448  
Tel 13 22 32

### PARKES

Railway Station  
Welcome Street  
Parkes NSW 2870  
Tel 13 22 32

### SYDNEY

Platform 1  
Central Railway Station  
Sydney NSW 2000  
Tel (02) 9379 3800  
Fax (02) 9379 3801

### WAGGA WAGGA

Railway Station  
Station Place  
Wagga Wagga NSW 2650  
Tel 13 22 32

### YASS JUNCTION

Railway Station  
Faulder Avenue  
Yass Junction NSW 2582  
Tel 13 22 32

### ARMIDALE

Railway Station  
Brown Street  
Armidale NSW 2350  
Tel 13 22 32

### BROADMEADOW

Railway Station  
Graham Road  
Broadmeadow NSW 2292  
Tel (02) 4962 9987  
Fax (02) 4962 9922

### CANBERRA

Railway Station  
Wentworth Avenue  
Kingston ACT 2604  
Tel 13 22 32

### COOTAMUNDRA

Railway Station  
Hovell Street  
Cootamundra NSW 2590  
Tel 13 22 32

### GRAFTON

Railway Station  
23 Through Street  
South Grafton NSW 2460  
Tel 13 22 32

### JUNEE

Main Street  
Railway Square  
Junee NSW 2663  
Tel 13 22 32

### MACKSVILLE

Railway Station  
Station Street  
Macksville NSW 2447  
Tel 13 22 32

### NARRABRI

Railway Station  
Bowen Street  
Narrabri NSW 2390  
Tel 13 22 32

### PARRAMATTA

Eastern Concourse  
Railway Station  
Parramatta NSW 2150  
Tel (02) 9848 9000  
Fax (02) 9848 9318

### TAMWORTH

Railway Station  
145 Marius Street  
Tamworth NSW 2340  
Tel 13 22 32

### WAUCHOPE

Railway Station  
Randall Street  
Wauchope NSW 2446  
Tel 13 22 32

### BATHURST

Railway Station  
Keppel Street  
Bathurst NSW 2795  
Tel 13 22 32

### BROKEN HILL

Railway Station  
Crystal Street  
Broken Hill NSW 2880  
Tel 13 22 32

### CASINO

Railway Station  
Canterbury Street  
Casino NSW 2470  
Tel 13 22 32

### DUBBO

Railway Station  
Talbragar Street  
Dubbo NSW 2830  
Tel 13 22 32

### GRIFFITH

Railway Station  
Railway Street  
Griffith NSW 2680  
Tel 13 22 32

### KEMPSEY

Railway Station  
Kemp Street  
Kempsey NSW 2440  
Tel 13 22 32

### MURWILLUMBAH

Railway Station  
Tweed Valley Way  
Murwillumbah NSW 2484  
Tel 13 22 32

### ORANGE

Railway Station  
Peisley Street  
Orange NSW 2800  
Tel 13 22 32

### STRATHFIELD

Railway Station  
Albert Road  
Strathfield NSW 2135  
Tel (02) 9752 8500  
Fax (02) 9752 8161

### TAREE

Railway Station  
Olympia Street  
Taree NSW 2430  
Tel 13 22 32

### WELLINGTON

Railway Station  
Swift Street  
Wellington NSW 2820  
Tel 13 22 32

