

CountryLink



North Western timetable

Train and coach services

Includes Armidale, Broadmeadow,
Gunnedah, Moree, Narrabri and Tamworth.



Phone 13 22 32 for further information

Effective 4 September 2005

Updated 4 August 2008



CountryLink North Western train and coach stop locations

Place	Location	Page	Place	Location	Page
Aberdeen	Railway Station	8-11	Kootingal	Railway Station	8,9
Armidale	Railway Station	8,9	Llangothlin	Adjacent to Service Station, New England Hwy	8,9
Attunga	Fitzsimmons Store, Manilla Rd	8,9	Maitland	Railway Station	8-11
Barraba	Cnr Queen & Alice Sts	8,9	Manilla (Northbound)	Adjacent to Rotary Park, Manilla St	8
Bellata	Railway Station	10,11	Manilla (Southbound)	Town Hall, Manilla St	9
Bingara (Northbound)	Bus Shelter, cnr Cunningham & Maitland Sts	8	Moree Town	Bus shelter, in front of Balo Square (Coles) Carpark, Auburn St	10-12
Bingara (Southbound)	Outside H Fay's Shop, Maitland St	9	Moree	Railway Station, Gosport St	12
Biniguy	Bus Zone, Gwydir Hwy	12	Mt Russell turnoff	Gwydir Hwy	12
Boggabri	Railway Station	10,11	Murrurundi	Railway Station	8-11
Bolivia	Adjacent Mt Spriabo Rd turnoff, New England Hwy	8,9	Muswellbrook	Railway Station	8-11
Broadmeadow	Railway Station	8-11	Narrabri	Railway Station	10,11
Bundarra (Northbound)	Existing bus stop, opposite Court House	8,9	Quirindi	Railway Station	8-11
Bundarra (Southbound)	Infront of Court House	8,9	Scone	Railway Station	8-11
Burren Junction	Collins Store, Waterloo St	10,11	Singleton	Railway Station	8-11
Central (Sydney)	Central Station, Haymarket	8-11	Strathfield	Railway Station, Albert St	8-11
Cobbadah	Narrabri Rd turnoff	8,9	Tamworth	Coach/Rail Interchange, Railway Station, Marius St	8,9
Deepwater	Bus Shelter, cnr Bourke St & New England Hwy	8,9	Tenterfield	Bus zone, adjacent to HACC building, Manners St	8,9
Delungra	Cnr Warialda Rd & Gunee St	8,9,12	Tingha	Outside Police station, Opal St	8,9
Dundee	New England Hwy	8,9	Upper Manilla	General Store, Manilla - Barraba Rd	8,9
Fassifern	Railway Station	8-11	Uralla	Railway Station	8,9
Gibraltar Range	Visitor Information Centre, Gwydir Hwy	12	Walcha	McHatten Park, Oxley Hwy	8,9
Gilgai (Northbound)	Between service station & tennis court	8,9	Walcha Road	Railway Station	8,9
Gilgai (Southbound)	Opposite service station & tennis court	8,9	Warialda	Post Office, Hope St	8,9,12
Glen Innes	Visitors/Coach Centre, New England Hwy	8,9,12	Warialda Rail	Bus Bay, eastern side of Bingara Rd	8,9
Glencoe	Red Lion Inn, New England Hwy	8,9	Wee Waa (Setdown)	CWA Hall, Rose St	10,11
Gosford	Railway Station	8-11	Wee Waa (Pickup)	Price & Miller Store, Rose St	10,11
Grafton	Railway Station, South Grafton	12	Werris Creek	Railway Station	8-11
Gunnedah	Railway Station	10,11	Willow Tree	Railway Station	8-11
Guyra	Adjacent to Post Office Park, Bradley St	8,9	Wyong	Railway Station	8-11
Hornsby	Railway Station	8-11	Yarrowyck	Turnoff to Armidale	8,9
Inverell	Tourist Information Centre, Campbell St	8,9,12			
Jackadgery	Mann River Caravan Park Store, Gwydir Hwy	12			

Introduction

CountryLink operates train and coach services to country regions of New South Wales, as well as to Canberra, Brisbane and Melbourne.

Timetable and fare information

Reservations, timetable and fare information and departure and arrival times are available by phoning our CountryLink Reservations Sales Centre on 13 22 32 between 6.30am and 10.00pm from anywhere in Australia. Customers should check service details when making a booking. For inquiries in regard to CityRail services please call 131 500.



Easier booking

For many customers the travel experience begins at one of our CountryLink travel centres. As well as offering faster rail reservations throughout Australia, they provide a comprehensive travel service, arranging accommodation, travel insurance and connecting coach and air services.

Reservations are essential and can be made online at www.countrylink.info, by visiting a CountryLink travel centre, CountryLink accredited travel agent, selected rail stations or by phoning CountryLink Reservations Sales Centre on 13 22 32.

By using your credit card you can pay for your ticket over the phone. We accept MasterCard, Amex, Diners, JCB and Visa. Simply call CountryLink Reservations Sales Centre a minimum of three working days prior to travel, to allow time for processing and postage of your ticket.

All of these cards are accepted at CountryLink travel centres and selected railway stations. Payment by cheque may be made, but is subject to certain conditions. Staff at your CountryLink travel centre will explain the details to you.

You can phone and make a tentative booking, which we will hold to allow you time to pick up and pay for your ticket. If the ticket is not collected by the nominated time, your reservation is automatically cancelled. Be sure to give us a contact telephone number when you make your reservation.

Concession cards

Passengers must be in possession of an appropriate travel concession card when travelling. Passengers are required to produce travel concession cards upon request.

Luggage

Passenger luggage consists of three (3) items from the following combinations.

(Hand luggage)

In addition to one (1) item of hand luggage, not exceeding 5kg weight and the total measurement must not exceed 30cm high, 50cm long and 30cm wide, passengers may choose to either:

Check in (checked luggage)

Two (2) items not less than 5kg and not exceeding 20kg per item in weight, with the total measurement not exceeding 60cm high, 70cm long and 50cm wide, into the luggage compartment. Space is limited.

Candy stripe bags will only be accepted if they are of medium size, contain clothing or soft items and do not exceed 15kgs.

Carry on (unchecked luggage)

Two (2) items not exceeding 20kg per item in weight with the total measurement not exceeding 60cm high, 70cm long and 50cm wide, onto the train. Carry on luggage may be stored in the luggage racks provided or at the end of each carriage.

Baby strollers/prams/capsules, collapsible wheelchairs and golf clubs are classed as CARRY ON luggage and can be stored behind the seats at the end of each carriage. Space is limited.

On CountryLink coach services all luggage, irrespective of size, must be stored beneath the coach in the luggage compartment.

If booking luggage on a CountryLink service, you must do so at least 30 minutes prior to the departure time shown on your ticket, as space for booked luggage is limited. Luggage may be booked from most major stations.

Private travel insurance is recommended.

Bicycles, surfboards or snowboards

A reservation for bicycles, surfboards or snowboards is compulsory and must be made when booking your passenger journey. Each item must be checked in one (1) hour prior to service departure. Space is limited and fees apply.

Bicycles must be boxed in an approved recognised bicycle container. Surfboards or snowboards must be in a protective bag, (only one board per bag), and can not be more than 1.8m in length. For more information contact CountryLink on 13 22 32.

Medication

Medication of any type must be carried in your hand luggage.

Seats

Our seats are ergonomically designed with footrests, drop-down table and armrests which fold up to give you even more room (trains only).

Meals and beverages on board

Food and beverages are available for purchase on all train services. A take-away buffet service supplies an assortment of refreshments, light snacks, hot and cold meals and magazines. The buffet is open throughout the journey and announcements will be made regarding meal times. For those 18 years and over, we supply a range of alcoholic beverages. CountryLink staff are trained in Responsible Service of Alcohol. You may only consume alcohol that has been purchased from the buffet on our trains.

Disabled access and travel

CountryLink train and coach services have been specifically designed to accommodate mobility devices subject to the following dimensions and manoeuvrability. **CountryLink trains** – The overall width of a wheelchair, collapsible wheelchair, motorised wheelchair or motorised scooter can not exceed 70cm and the overall length can not be greater than 130cm and must be able to manoeuvre a 180° turn in an area 154cm long by 207cm wide. **CountryLink coaches** – The overall width of a wheelchair, collapsible wheelchair, motorised wheelchair or motorised scooter can not exceed 80cm and the overall length can not be greater than 130cm. Mobility aids need to be able to accept and travel with anchoring devices fitted. The total weight of a mobility device and its user can not exceed 300kg on both train and coach services. One carriage on each train service provides special toilet facilities, access ramp and easy seating. Please ask for details when booking. Passengers requiring constant assistance on their journey, for example lifting in and out of the seat, use of toilet facilities or administration of medications, will need to travel with their attendant or carer. Further clarification can be obtained at time of booking or by calling 13 22 32.

Smoking

Smoking is not permitted on board any CountryLink service. All services are fitted with smoke detectors throughout. As stops at stations are short, please don't light up.

Pay phones

A paytel cellular/satellite pay phone is fitted to each train service. The phone can be used for calls within Australia or internationally. The phone accepts paytel phone cards which are available for purchase on board, as well as MasterCard and Visa.

If things go wrong

We are committed to providing you with the best possible travel service. However, if things do go wrong on your trip, please tell our on board attendants who will try to rectify the problem on the spot.

Alternatively, you can forward any comments or suggestions to:
Manager Customer and Government Relations
PO Box K349 HAYMARKET NSW 1238 Tel: 131 500

Symbols

- a** Stops to pick up and set down passengers only when required.
- b** Stops to set down passengers only when required.
- c** Stops to pick up passengers only when required.
- d** Stops to set down passengers only.
- u** Stops to pick up passengers only.
- #** Daylight Saving NSW. During this time services will arrive or depart Queensland locations one (1) hour earlier than shown (QLD time).



Refreshment break – duration usually half (½) hour, CountryLink reserves the right to alter this when required.



Shows train/coach connection.



CountryLink train services.



CityRail train services – unreserved tickets to be purchased on day of travel from CountryLink booking office.



Local travel under 40kms not permitted where times are shown in this colour, except where there is no other local coach operator on that route. Further clarification can be obtained by calling 13 22 32.



CountryLink coach services.



CountryLink coach service.



CountryLink or CityRail train service.

Booking restrictions

Seats are open for reservations as follows:

Central (Sydney) – Armidale/Moree – Central (Sydney) Xplorer


All journeys between Sydney, Broadmeadow and Maitland	7 days prior to travel
All journeys between Sydney, Singleton, Muswellbrook, Aberdeen and Scone	30 days prior to travel
All other train and coach journeys	325 days prior to travel

Total restrictions exist on all journeys between Sydney, Strathfield, Hornsby, Gosford, Wyong and Fassifern

CountryLink North Western train and coach network



© RailCorp August 2005
Map not to scale



Services and facilities

CountryLink train services
 North Western train services

CountryLink coach services
 North Western coach services

All CountryLink coach services are wheelchair accessible (with 48 hours notice to CountryLink)

Interchanges and station facilities

- Interchange between CountryLink services
- Car park at station
- Stations with wheelchair access
- Assisted access
(May be accessible with help from a friend or carer. Please check prior to travel)

CountryLink bookings

- Visit www.countrylink.info
- Phone 13 22 32
- Or contact your nearest CountryLink travel centre or licensed travel agent.






Central (Sydney) – Tamworth – Walcha Road – Walcha – Armidale – Tenterfield – Inverell

Operator	Armidale XPLORES	CountryLink Coach	CountryLink Coach	CountryLink Coach	Walcha Taxis
Days of Operation	Daily	Mon,Wed-Sun	Tues	Daily	Daily
Service No.	223	311	337	327	813
Central (Sydney)	10:05				
Strathfield	u 10:16				
Hornsby	u 10:38				
Gosford	u 11:19				
Wyong	u 11:35				
Fassifern	u 12:05				
Broadmeadow	12:23				
Maitland	12:47				
Singleton	13:14				
Muswellbrook	13:50				
Aberdeen	a 14:03				
Scone	14:15				
Murrurundi	a 14:40				
Willow Tree	a 15:02				
Quirindi	15:14				
Werris Creek	15:34				
Tamworth arr	16:17				
Connection	...				
Tamworth dep	...	16:30			
Kootingal	16:36	...			
Walcha Road arr	17:27	...			
Connection	...				
Walcha Road dep	...			17:28	
Walcha	...			17:48	
Uralla	17:57	...			
Armidale arr	18:20	...			
Connection	...				
Armidale dep	...		18:30	18:30	
Yarrowyck	...		19:00	...	
Bundarra	...		19:38	...	
Tingha	...		20:10	...	
Gilgai	...		20:25	...	
Guyra	18:55	
Llangothlin	19:06	
Glencoe	19:26	
Glen Innes	19:46	
Dundee	20:06	
Deepwater	20:21	
Bolivia	20:41	
Tenterfield	21:01	
Attunga	16:47	...			
Manilla	17:07	...			
Upper Manilla	17:20	...			
Barraba	17:43	...			
Cobbadah	17:55	...			
Bingara	18:28	...			
Warialda Rail	18:54	...			
Warialda	19:02	...			
Delungra	19:24	...			
Inverell	19:50	20:34			






Inverell – Tenterfield – Armidale – Walcha – Walcha Road – Tamworth – Central (Sydney)

Operator	CountryLink Coach	Walcha Taxis	CountryLink Coach	CountryLink Coach	Armidale XPLORES
Days of Operation	Daily	Daily	Mon,Wed-Sun	Tue	Daily
Service No.	328	814	312	338	224
Inverell			06:55	06:30	
Delungra			07:18	...	
Warialda			07:45	...	
Warialda Rail			07:53	...	
Bingara			08:23	...	
Cobbadah			08:53	...	
Barraba			09:13	...	
Upper Manilla			09:36	...	
Manilla			09:51	...	
Attunga			10:11	...	
Tenterfield	05:50		
Bolivia	06:10		
Deepwater	06:30		
Dundee	06:40		
Glen Innes	07:10		
Glencoe	07:25		
Llangothlin	07:45		
Guyra	08:01		
Gilgai	06:47	
Tingha	06:57	
Bundarra	07:28	
Yarrowyck	08:07	
Armidale arr	08:30		...	08:37	
Connection	
Armidale dep	08:50
Uralla	09:10
Walcha	...	09:10
Walcha Road arr	...	09:35
Connection
Walcha Road dep	09:41
Kootingal	10:29
Tamworth arr	...		10:31
Connection
Tamworth dep	10:46
Werris Creek	11:29
Quirindi	11:53
Willow Tree	a 12:03
Murrurundi	a 12:26
Scone	12:50
Aberdeen	a 12:59
Muswellbrook	13:08
Singleton	13:44
Maitland	14:13
Broadmeadow	14:36
Fassifern	d 14:55
Wyong	d 15:26
Gosford	d 15:41
Hornsby	d 16:25
Strathfield	d 16:48
Central (Sydney)	17:03

Central (Sydney) – Narrabri – Wee Waa – Burren Junction – Moree

Operator	 CountryLink Coach	 CountryLink Coach	 Moree XPLORES	 CountryLink Coach	 CountryLink Coach
Days of Operation	Fri	Mon	Daily	Mon	Fri
Service No.	329	331	243	333	335
Central (Sydney)			10:05		
Strathfield			u 10:16		
Hornsby			u 10:38		
Gosford			u 11:19		
Wyong			u 11:35		
Fassifern			u 12:05		
Broadmeadow			12:23		
Maitland			12:47		
Singleton			13:14		
Muswellbrook			13:50		
Aberdeen			a 14:03		
Scone			14:15		
Murrurundi			a 14:40		
Willow Tree			a 15:02		
Quirindi			15:14		
Werris Creek			15:34		
Gunnedah			16:33		
Boggabri			17:03		
Narrabri arr			17:44		
Connection			...		
Narrabri dep	06:30	07:50	...	17:50	17:50
Wee Waa	07:00	08:20	...	18:20	18:20
Burren Junction	07:40		...		18:50
Bellata			a 18:22		
Moree			19:06		

Moree – Burren Junction – Wee Waa – Narrabri – Central (Sydney)

Operator	 CountryLink Coach	 CountryLink Coach	 CountryLink Coach	 CountryLink Coach	 Moree XPLORES
Days of Operation	Mon	Fri	Mon	Fri	Daily
Service No.	334	336	332	330	244
Moree					08:07
Bellata					a 08:44
Burren Junction		18:55		07:50	...
Wee Waa	18:25	19:25	08:30	08:30	...
Narrabri arr	18:50	19:55	09:00	09:00	...
Connection					...
Narrabri dep					09:22
Boggabri					10:02
Gunnedah					10:31
Werris Creek					11:29
Quirindi					11:53
Willow Tree					a 12:03
Murrurundi					a 12:26
Scone					12:50
Aberdeen					a 12:59
Muswellbrook					13:08
Singleton					13:44
Maitland					14:13
Broadmeadow					14:36
Fassifern					d 14:55
Wyong					d 15:26
Gosford					d 15:41
Hornsby					d 16:25
Strathfield					d 16:48
Central (Sydney)					17:03

Grafton – Glenn Innes – Inverell – Moree

Operator

CountryLink
Coach



Days of Operation	Tue/Thu/Sat
Service No.	141
Grafton	12:05
Jackadgery	12:40
Gibraltar Range	13:20
Glen Innes	14:15
Inverell <i>arr</i>	15:10
Inverell <i>dep</i>	15:40
Mt Russell turnoff	16:05
Delungra	16:20
Warialda	16:40
Gravesend	17:00
Biniguy	17:10
Moree	17:40
Moree Town	17:45

Moree – Inverell – Glen Innes – Grafton

Operator

CountryLink
Coach



Days of Operation	Mon/Wed/Fri
Service No.	142
Moree Town	11:15
Moree	11:20
Biniguy	11:53
Gravesend	12:03
Warialda	12:25
Delungra	12:46
Mt Russell turnoff	12:56
Inverell <i>arr</i>	13:10
Inverell <i>dep</i>	13:40
Glen Innes	14:40
Gibraltar Range	15:35
Jackadgery	16:15
Grafton	16:50

CountryLink travel centres and booking offices

ALBURY

Railway Station
Railway Parade
Albury NSW 2640
Tel 13 22 32

BLAYNEY

Railway Station
Railway Lane
Blayney NSW 2799
Tel 13 22 32

BYRON BAY

Railway Station
Jonson Street
Byron Bay NSW 2481
Tel 13 22 32

COFFS HARBOUR

Railway Station
1 Angus Place
Coffs Harbour NSW 2450
Tel 13 22 32

GOULBURN

Railway Station
Sloane Street
Goulburn NSW 2580
Tel 13 22 32

GUNNEDAH

Railway Station
Railway Avenue
Gunnedah NSW 2380
Tel 13 22 32

MACKSVILLE

Railway Station
Station Street
Macksville NSW 2447
Tel 13 22 32

NARRABRI

Railway Station
Bowen Street
Narrabri NSW 2390
Tel 13 22 32

PARRAMATTA

Eastern Concourse
Railway Station
Parramatta NSW 2150
Tel (02) 9848 9000
Fax (02) 9848 9318

TAMWORTH

Railway Station
145 Marius Street
Tamworth NSW 2340
Tel 13 22 32

WAUCHOPE

Railway Station
Randall Street
Wauchope NSW 2446
Tel 13 22 32

ARMIDALE

Railway Station
Keppel Street
Armidale NSW 2350
Tel 13 22 32

BROADMEADOW

Railway Station
Graham Road
Broadmeadow NSW 2292
Tel (02) 4962 9987
Fax (02) 4962 9922

CANBERRA

Railway Station
Wentworth Avenue
Kingston ACT 2604
Tel 13 22 32

COOTAMUNDRA

Railway Station
Hovell Street
Cootamundra NSW 2590
Tel 13 22 32

GRAFTON

Railway Station
23 Through Street
South Grafton NSW 2460
Tel 13 22 32

KEMPSEY

Railway Station
Kemp Street
Kempsey NSW 2440
Tel 13 22 32

MURWILLUMBAH

Railway Station
Tweed Valley Way
Murwillumbah NSW 2484
Tel 13 22 32

ORANGE

Railway Station
Peisley Street
Orange NSW 2800
Tel 13 22 32

STRATHFIELD

Railway Station
Albert Road
Strathfield NSW 2135
Tel (02) 9752 8500
Fax (02) 9752 8161

TAREE

Railway Station
Olympia Street
Taree NSW 2430
Tel 13 22 32

WELLINGTON

Railway Station
Swift Street
Wellington NSW 2820
Tel 13 22 32

BATHURST

Railway Station
Keppel Street
Bathurst NSW 2795
Tel 13 22 32

BROKEN HILL

Railway Station
Crystal Street
Broken Hill NSW 2880
Tel 13 22 32

CASINO

Railway Station
Canterbury Street
Casino NSW 2470
Tel 13 22 32

DUBBO

Railway Station
Talbragar Street
Dubbo NSW 2830
Tel 13 22 32

GRIFFITH

Railway Station
Railway Street
Griffith NSW 2680
Tel 13 22 32

LISMORE

Railway Station
Union Street
Lismore NSW 2480
Tel 13 22 32

NAMBUCCA HEADS

Railway Station
Railway Road
Nambucca Heads NSW 2448
Tel 13 22 32

PARKES

Railway Station
Welcome Street
Parkes NSW 2870
Tel 13 22 32

SYDNEY

Platform 1
Central Railway Station
Sydney NSW 2000
Tel (02) 9379 3800
Fax (02) 9379 3801

WAGGA WAGGA

Railway Station
Station Place
Wagga Wagga NSW 2650
Tel 13 22 32

YASS JUNCTION

Railway Station
Faulder Avenue
Yass Junction NSW 2582
Tel 13 22 32

